

How to Reserve a Breakout Session

LEAD Network
Conference 2025

Milan
Oct 8–9

Sponsors

CAMPARI
GROUP

Coca-Cola

NIQ

DIAGEO


Pernod Ricard

 McCORMICK
UNITING THE WORLD THROUGH FLAVOR™

 EY Shape the future
with confidence

Step 1

Download the vFairs App

Scan the QR code to download.



Google Play



Step 2

Sign in

Enter your email address
and password.

This is the email and password you used to
register for the LEAD Network Conference
2025 via the Member Platform.



Sign In

Sign in using your event credentials

Email Address

sm@k3punkt0.de

Password



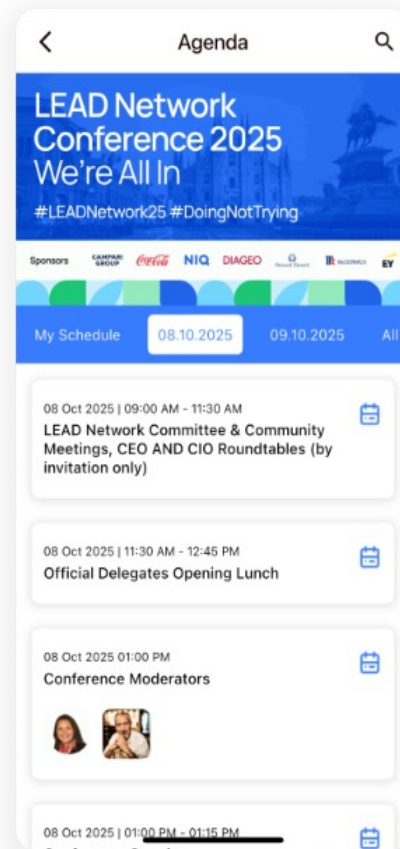
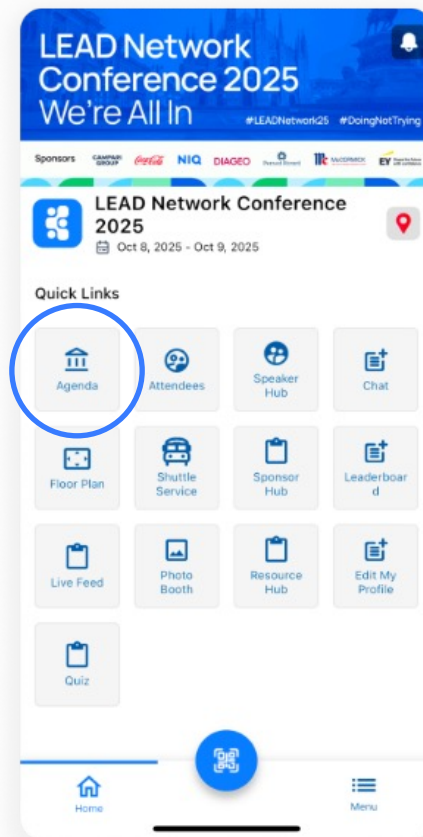
[Forgot your password?](#)

Sign In

Step 3

Open the Agenda

Click on a breakout session you wish to attend.



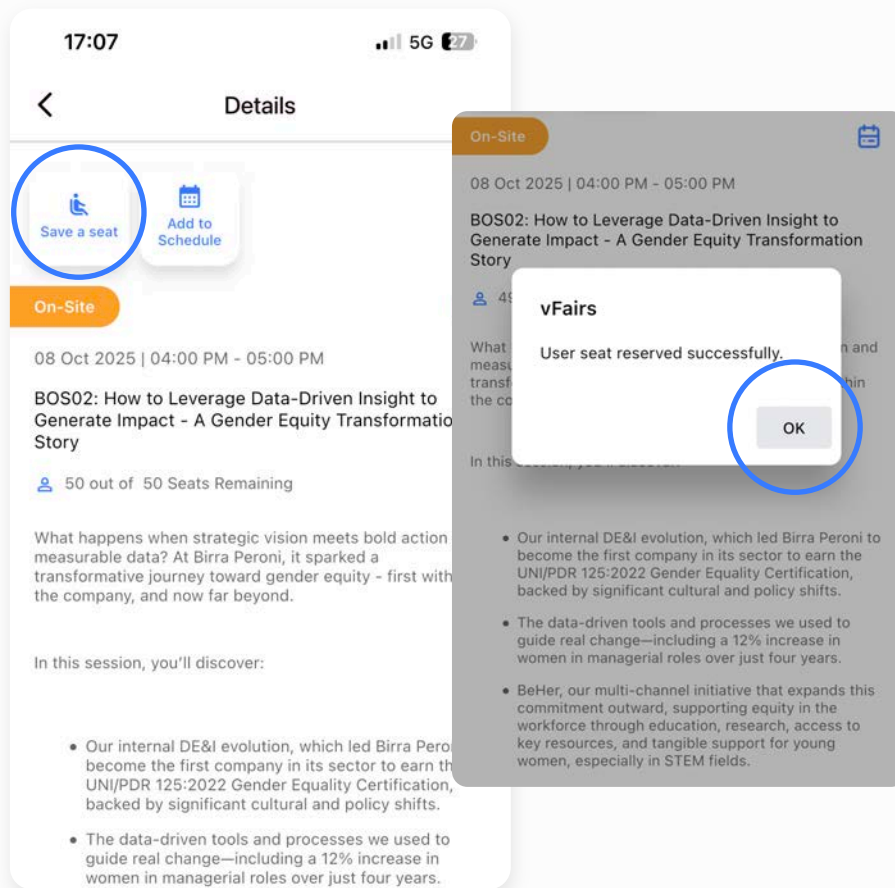
Step 4

Save a Seat

Tap the button "Save a seat"

Once saved a popup message will appear confirming your seat has been reserved successfully. Tap "OK".

Then tap the "Add to Schedule" button where your chosen session will appear in your personal schedule.

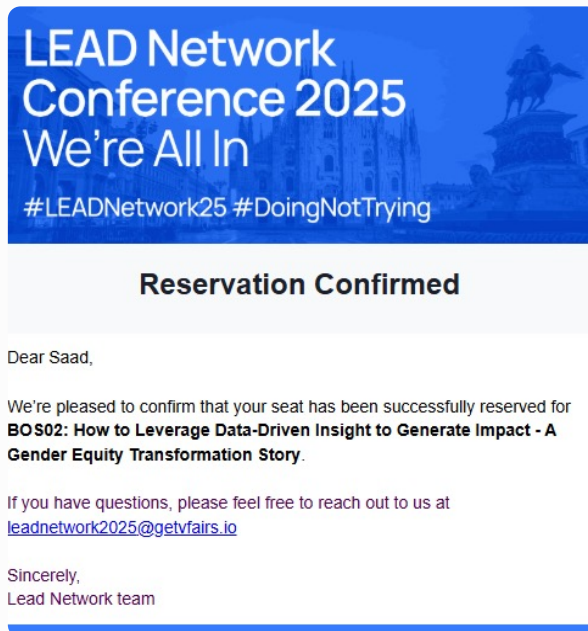


Step 5

Email Confirmation

You will receive a confirmation email to confirm your reservation for your chosen breakout session.

The email will be sent to the same email address you used to log in into the app.



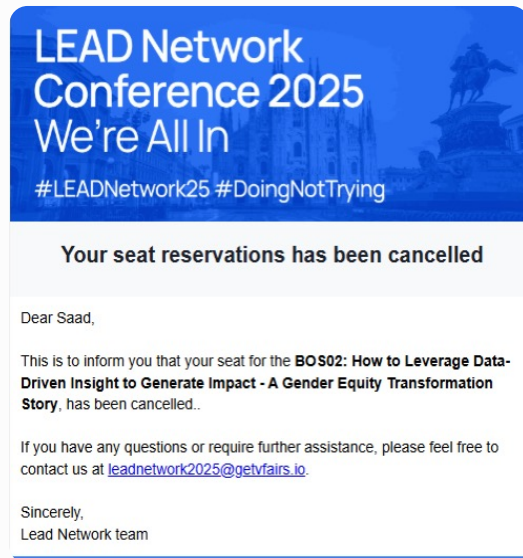
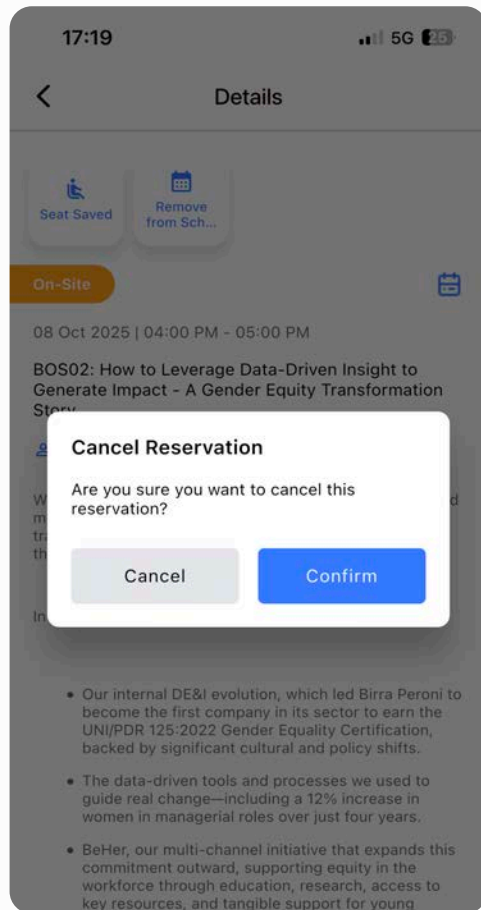
Unreserve a Session

Go back to the session you reserved a seat for.

Tap the button "Seat Saved"

A message will pop up requesting you to confirm your cancellation. Tap "Confirm". Then tap "Remove from Schedule"

You will receive an email confirming your cancellation.



Thank you

For technical support contact:
leadnetwork2025@getvfairs.io

LEAD Network
Conference 2025

Milan
Oct 8–9

Sponsors

CAMPARI
GROUP

Coca-Cola

NIQ

DIAGEO


Pernod Ricard

 McCORMICK
UNITING THE WORLD THROUGH FLAVOR™

 EY Shape the future
with confidence